





















Wine Trade Rebound in 2024?

The international wine trade showed some signs of a rebound in 2024. Seven of the world's top 10 exporting countries showed signs of recovery, although total global wine export by volume remained at its lowest level since 2010. Six of the world's top import markets saw an increase in 2024, with Italy showing the greatest increase of 65.6% over 2023 imports. The top three global wine import markets by volume maintained their respective positions in 2024, though Germany continued its decline from 2023 and the world's top wine consuming nation – the United States – barely showed a rebound in wine imports from its previous year decline.

Top Exporters*

Country Rank	Export Volume	Trend
1  Italy	21.7 mhl	↑ 3.2%
2  Spain	20.0 mhl	↓ -4.5%
3  France	12.8 mhl	↑ 0.7%
4  Chile	7.8 mhl	↑ 14.4%
5  Australia	6.5 mhl	↑ 6.9%
6  South Africa	3.6 mhl	↑ 3.4%
7  Portugal	3.5 mhl	↑ 8.7%
8  Germany	3.1 mhl	↓ -4.7%
9  New Zealand	2.7 mhl	↓ -0.9%
10  United States	2.4 mhl	↑ 15.5%

Top Importers, 2024*

Country Rank	Export Volume	Trend
1  Germany	12.7 mhl	↓ -6.9%
2  United Kingdom	12.6 mhl	↑ 2.4%
3  United States	12.3 mhl	↑ 0.1%
4  France	5.4 mhl	↓ -9.7%
5  Netherlands	3.9 mhl	↓ -10.7%
6  Canada	3.8 mhl	↑ 0.7%
7  Italy	2.9 mhl	↑ 65.6%
8  China	2.8 mhl	↑ 13.7%
8  Belgium	2.8 mhl	↓ -6.7%
9  Japan	2.4 mhl	↑ 2.9%

*ranked by volume in millions of hectolitres (mhl) in 2024; trend indicates change from previous year

Source: International Organisation of Vine and Wine (OIV), *State of the World Vine and Wine Sector in 2024* (published April 2025)